

Inserts

General turning

Aluminium wheel turning

Automatic lathes

Ceramic tools

Parting and grooving

Threading

Drills

Cartridges

Brazed tools

Tooling



Tooling

Contents	L.02
Lathe centres	L.03
Drill chucks	L.04

Inserts
General turning
Aluminium wheel turning
Automatic lathes
Ceramic tools
Parting and grooving
Threading
Drills
Cartridges
Brazed tools
Tooling

Lathe centres

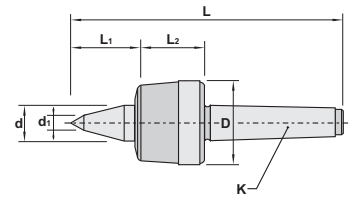
RC  Page L.03	RN  Page L.03					
---	---	--	--	--	--	--

Drill chucks

SP-B Keyless drill chucks  Page L.04	SPX-B Keyless drill chucks  Page L.04	CK-B Keyless drill chucks  Page L.05				
---	--	---	--	--	--	--



Characteristics:
Revolving lathe centres

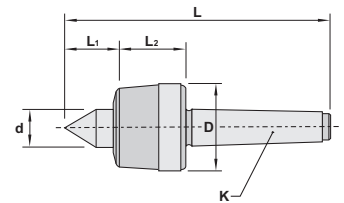


RC

Ref.		K	D	d	d1	L1	L2	L	Kg
	R-300-C	MK3	49	22	10	38	47	174	0,900
	R-400-C	MK4	63	30	11	46	52	207	1,950
	R-500-C	MK5	85	35	18	64	64	266	4,000



Characteristics:
Revolving lathe centres



RN

Ref.		K	D	d	L1	L2	L	Kg
	R-200-N	MK2	42	18	24	35	128	0,500
	R-300-N	MK3	49	22	29	47	163	0,850
	R-400-N	MK4	63	30	35	52	196	1,900
	R-500-N	MK5	85	35	48	64	250	3,950

Inserts

General turning

Aluminium wheel turning

Automatic lathes

Ceramic tools

Parting and grooving

Threading

Drills

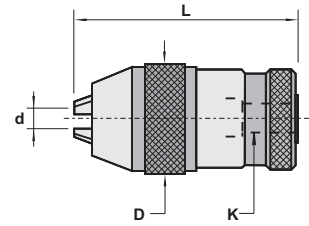
Cartridges

Brazed tools

Tooling



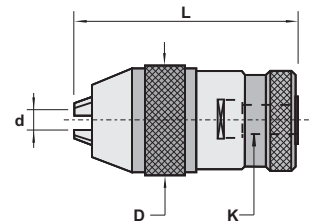
Characteristics:
Keyless drill chucks, precision class
DIN 238



SP-B							
Ref.		d	K	Lmin	Lmax	D	Kg
	SP08-B12	0-8	B12	67	67	37	0,450
	SP10-B12	0-10	B12	81	81	41	0,700
	SP10-B16	0-10	B16	81	81	41	0,650
	SP13-B16	1-13	B16	88	88	46	0,950
	SP16-B16	3-16	B16	95	95	55	1,250
	SP16-B18	3-16	B18	95	95	55	1,250



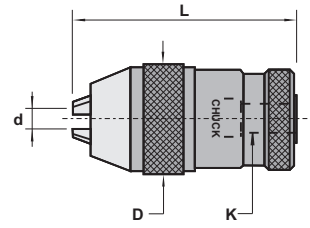
Characteristics:
Key drill chucks, with supplementary gripping torque, precision class
DIN 238




SPX-B							
Ref.		d	K	Lmin	Lmax	D	Kg
	SPX08-B12	0-8	B12	67	67	37	0,450
	SPX13-B16	1-13	B16	88	88	46	1,250
	SPX16-B16	3-16	B16	95	95	55	0,950
	SPX16-B18	3-16	B18	95	95	55	1,250



Characteristics:
Keyless drill chucks, standard class



CK-B

Ref.		d	K	Lmin	Lmax	D	 Kg
	CK08-B12	0-8	B12	67	67	37	0,350
	CK10-B12	0-10	B12	81	81	41	0,400
	CK13-B16	1-13	B16	88	88	46	0,700
	CK16-B16	3-16	B16	95	95	55	1,100
	CK16-B18	3-16	B18	95	95	55	1,100
	CK20-B18	5-20	B18	127	140	64	2,250